



Applications

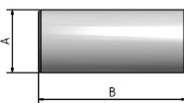
- Hydraulics:** Hydraulic tools (instrumentation packages for gauges, control of service equipment, hydraulic jacks, hydraulic tools)
- Oil and Gas:** Methanol service (oil rigs, distribution panels, umbilicals), jumper/ subsea well control, chemical injection, control of subsea hydraulic components, nitrogen service, Gaseous media handling

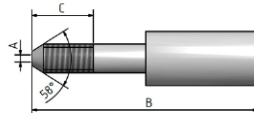


Technical Information

- Inner Core:** Polyvinylidenfluoride (PVDF)
- Pressure Support:** 2 open layers, 2 dense layers of high-tensile steel wire
- Outer Cover:** Polyamide (PA)
- Color:** Dark green
- Temperature:** -20°C to +80°C [-4°F to 176°F]

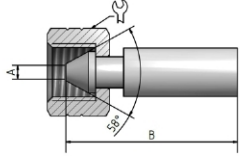
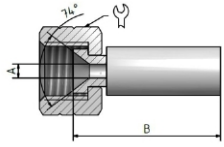
Ø ID	Ø OD	Working Pressure		Burst Pressure	Bend Radius	Weight	Insert ID
		(SF 3.0:1)	(SF 4.0:1)				
6,3 mm	12,2 mm	915 bar	690 bar	2.760 bar	150 mm	0,266 kg/m	3,5 mm
0,25 inch	0,48 inch	13.260 psi	10.000 psi	40.000 psi	5,91 inch	0,178 lbs/ft	0,14 inch

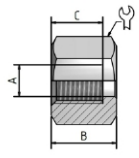
Part no.	Thread	Material	Dimensions (mm)				Sleeve
			A	B	C	⌀	
Sleeve							
10640115	-	AISI 316Ti	17,5	64	-	-	


Part no.	Thread	Material	Nut	Dimensions (mm)				Insert
				A	B	C	⌀	
HP fitting								
40640205HB	3/8"x24UNF LH	AISI 316Ti	-	3,5	98	20	-	

MP fitting								
40640305HB	3/8"x24UNF LH	AISI 316Ti	-	3,5	100	11	-	

Female swivel 24°/60°								
20640315HB	M16x1,5	AISI 316Ti	50620125	3,5	77	-	19	

Part no.	Thread	Material	Nut	Dimensions (mm)				Insert
				A	B	C	⌀	
Type M female swivel								
20640645HB	9/16"x18UNF	AISI 316Ti	S5063615	3,5	73	-	19	
JIC female swivel								
20640655HB	9/16"x18UNF	AISI 316Ti	S5063615	3,5	69	-	19	

Part no.	Thread	Material	Relief bores	Dimensions (mm)				Swivel nut
				A	B	C	⌀	
Swivel nut								
S5063615	9/16"x18UNF	AISI 316Ti	1 radial	9,5	18	15	19	
50620125	M16x1,5	AISI 316Ti	1 radial	9,5	17,5	10	19	

Part no.	Mesh length (mm)	Overall length (mm)	Breaking strength (kN)	Suitable for SPIR STAR® hose outer diameter (mm)	Hose securing grip
9056400	600,00	740,00	10,20	10-15	

Production related variations of the burst pressure of up to 5 % are possible. Other colors upon request.

Maximum test pressure (1380 bar / 20000 psi).

The safety factors between the burst pressure and the working pressure as well as the test pressure depend on the operating conditions. For gaseous media the outer cover is to be pinpricked.

Regarding the safety factor for gaseous media please contact your local SPIR STAR® assembling center.

The indicated working pressure refers to the hose only. Depending on the used fitting the permitted working pressure of a hose assembly may be less.

We reserve our rights for technical changes without notice. Subject to printing errors.